



Using up to 24 months of data, the Balance Analytics report analyzes balances and includes helping to identify potential loan stacking. Balance analytics include daily ending balances, historical rolling 30-day periods and other balance insights.

1 Report details
Find the customer's information, along with the report creation date, the requester, the report ID, reference number, report date and the date range of the report.

2 Summary by account
Each account that was permitted by the SMB customer is listed with its respective current balance here.

3 Transaction data by account
Shows the duration of available data compared to the requested time period. The report will be based on the requested time period.

4 Balance analysis - All accounts
Summary of balances for all accounts for a rolling 30 day period.

Cash balances (Min/Max) - All accounts

Cash balances (Averages) - All accounts

Negative balances (By month) - All accounts

Negative balances - Number of days with a negative balance during that period

5 Balance analysis by account

Summary account balance analysis followed by:

- Minimum and maximum cash balances
- Cash balance averages
- Negative balances (Number of days with a negative balance during that period)

6 Balance analysis by account

Summary account balance analysis followed by:

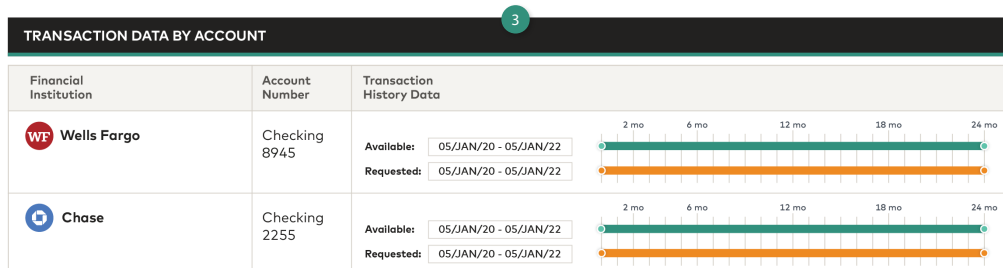
- Minimum and maximum balances during that period
- Average cash balances
- Number of days with a negative balance during that period

Balance Analytics
This report is provided by Fincity, a Mastercard Company

Initech
123 Main St. Portland, OR 97035
Business ID: 13402334

Requestor: **AcmeLending**
Report ID: **c6856d18-095f-44e9-82a2-f1616b815907**
Reference No: **3348322**
Created Date: **05/JAN/22**
Date Range: **05/JAN/20 - 05/JAN/22**

ACCOUNT SUMMARY						
SUMMARY BY ACCOUNT						
Financial Institution	Account Name	Account Owner	Account Type	Currency Code	Average Daily Bal.	Current Balance
Wells Fargo	Checking 8945	Elizabeth Johnson 123 Main St. Portland, OR 97035	Checking	USD	\$4,000	\$5,500
Chase	Checking 2255	Elizabeth Johnson 123 Main St. Portland, OR 97035	Checking	USD	\$4,896	\$5,547

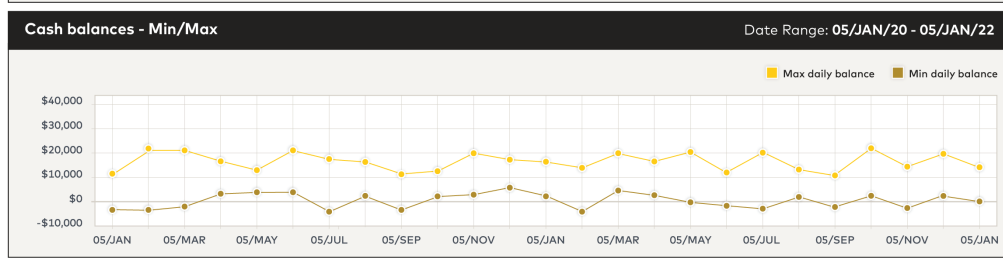


Note: Available transaction history may be limited due to the account opening date, or the amount of history the institution provides.

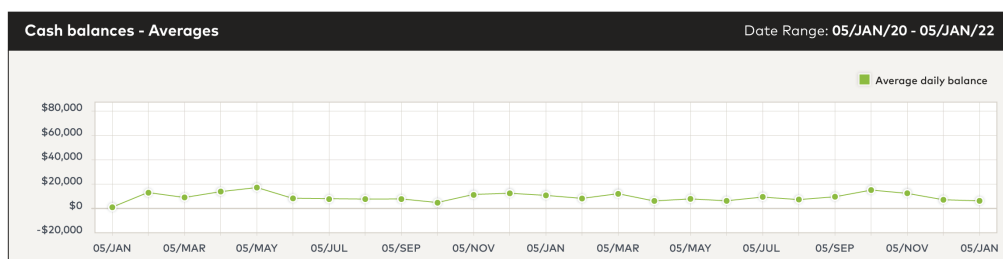
BALANCE ANALYTICS - All accounts

Account balances

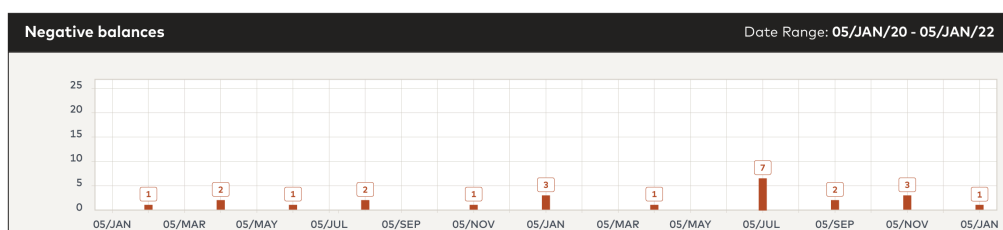
Current running balance as of 01/JAN/22	\$15,000.00	Average daily balance - Daily	\$10,442.53
Available balance as of 01/JAN/22	\$12,000.00	Average daily balance - Weekday	\$10,442.53
Running balance for report time period - Max	\$2,000.00	Historic Average balances	
Running balance for report time period - Min	-\$500.00	Number of weeks with data available	4
		Number of weeks with increasing average balance	3



Note: The information is provided on a rolling 30 days, starting with the first available date in your requested time period.



Note: The information is provided on a rolling 30 days, starting with the first available date in your requested time period.



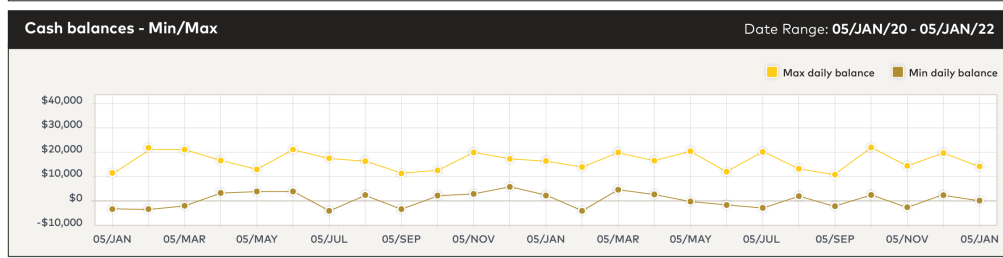
Note: The information is provided on a rolling 30 days, starting with the first available date in your requested time period.

BALANCE ANALYTICS - By account

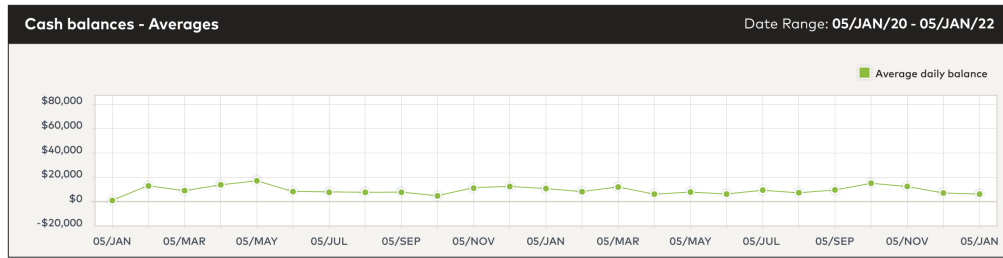
Wells Fargo Checking (8945)

Account balances

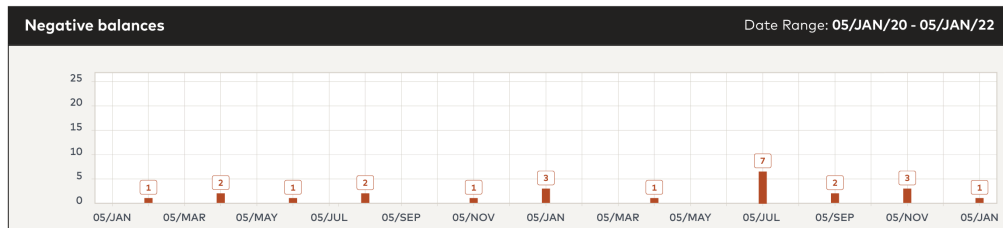
Current running balance as of MAY/01/22	\$15,000.00	Average daily balance - Daily	\$10,442.53
Available balance as of MAY/01/22	\$12,000.00	Average daily balance - Weekday	\$10,442.53
Running balance for report time period - Max	\$2,000.00	Historic Average balances	
Running balance for report time period - Min	-\$500.00	Number of weeks with data available	4
		Number of weeks with increasing average balance	3



Note: The information is provided on a rolling 30 days, starting with the first available date in your requested time period.



Note: The information is provided on a rolling 30 days, starting with the first available date in your requested time period.

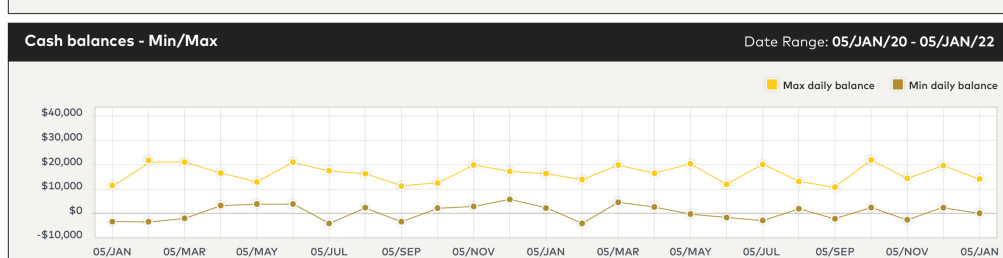


Note: The information is provided on a rolling 30 days, starting with the first available date in your requested time period.

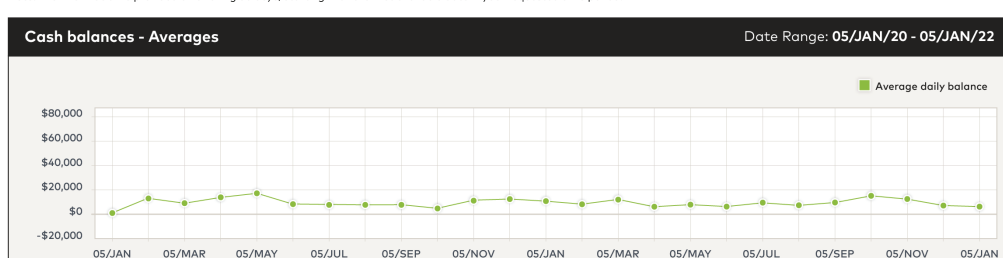
Chase Checking (2255)

Account balances

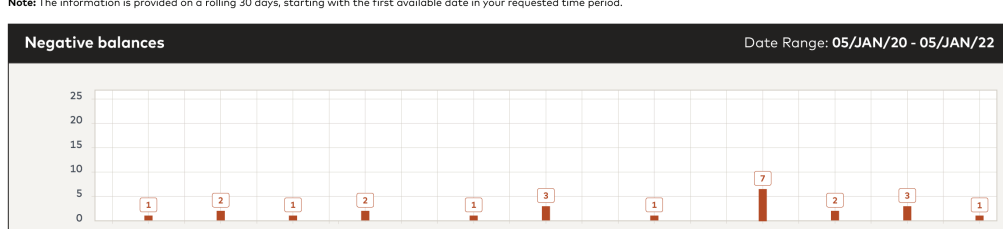
Current running balance as of MAY/01/22	\$15,000.00	Average daily balance - Daily	\$10,442.53
Available balance as of MAY/01/22	\$12,000.00	Average daily balance - Weekday	\$10,442.53
Running balance for report time period - Max	\$2,000.00	Historic Average balances	
Running balance for report time period - Min	-\$500.00	Number of weeks with data available	4
		Number of weeks with increasing average balance	3



Note: The information is provided on a rolling 30 days, starting with the first available date in your requested time period.



Note: The information is provided on a rolling 30 days, starting with the first available date in your requested time period.



Note: The information is provided on a rolling 30 days, starting with the first available date in your requested time period.